

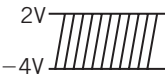


**Figure 2**

FORM OF WINDOW	$V_x$	$V_y$	LATCHED INPUT DATA IN DAC A	LATCHED INPUT DATA IN DAC B
	0V	1V	1000 0000 0000 DECIMAL 2048	0001 1001 0000 DECIMAL 400
	1V	1V	0111 0011 1000 DECIMAL 1848	0001 1001 0000 DECIMAL 400
	-1V	3V	1000 1100 1000 DECIMAL 2248	0100 1011 0000 DECIMAL 1200

**Examples of  $V_x$  and  $V_y$  and their digital equivalents are stored in the DAC's latches.**